

# F2000TSM-TH SERIES DATASHEET

Temperature & Humidity Transmitter  
 Wall Mounting and Duct Type  
 CE-Approval

## □ Features

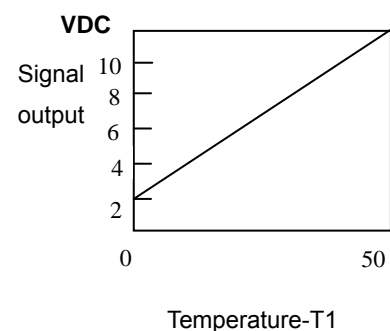
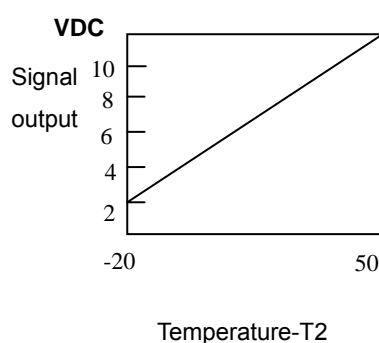
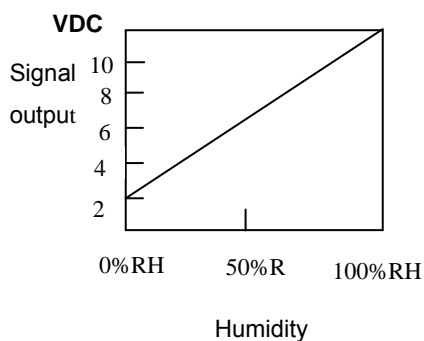
- ◆ Designed for transmit relative humidity measurement and temperature measurement.
- ◆ Wall mounting and duct type selectable
- ◆ Provide 1x0~10VDC/0~5VDC/4~20mA humidity output, as well as a field range able 0~10VDC/0~5VDC/4~20mA temperature output.
- ◆ Two temperature ranges selectable in orders
- ◆ Humidity output is automatically corrected over the full range of operating conditions
- ◆ One point field of temperature and humidity measurement modification
- ◆ RS485 communication is optional

## □ Specifications

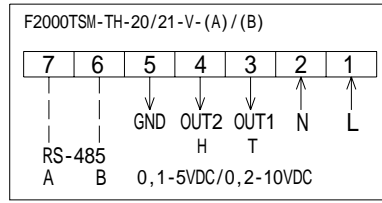
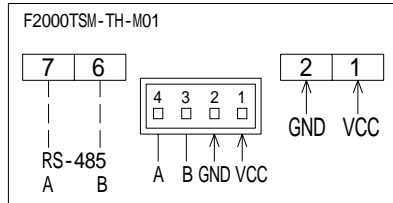
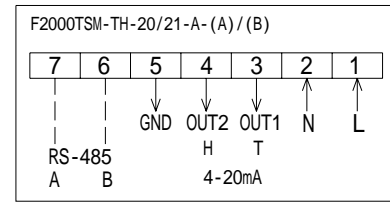
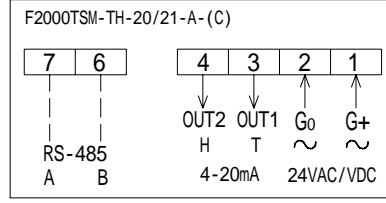
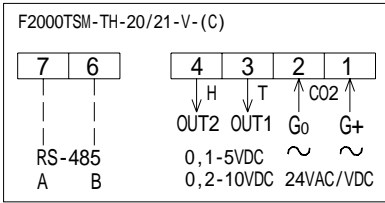
	Temperature	Humidity
Sensing element:	NTC	Capacitive sensor
Measuring range	Two ranges selectable T1: 0~50 T2: -20 ~50	10 -95%RH
Accuracy	±0.5 (25 , 40%-60%RH)	< ±3%RH(25 , 40%-60%RH) < ±5%RH(25 , 20%-90%RH)
Stability	/	< 1%RH per year
Storage environment	-40-60	
Connection	Screw terminals, non-polar,	
Set measurement zone	The zero and the end can be set for F2000TSM-TH-XX1 models by the software	
Housing	PC/ABS fireproof material	
Output	2X0,1~5V/0,2~10V selectable by users via a jumper or 2X 4~20mA optional	
Power supply	24V DC or 24V AC ±20%	
Power cost	≤2W	
Resistance permitted	≤500Ω	

Note: It's delivered pre-calibrated to a specific temperature range. If a different range is desired, the temperature output can be re-ranged. Users can set again through RS485 for the models with RS485 interface, or order them in advance for other ranges.

Signal output responds to measuring range as below figures



## □ Wiring Diagrams



## □ Model Information

F2000TSM-TH-XXX-Z-(A/B/C)

M: wall mount  
D: duct type

power supply

A: 220VAC B: 110VAC C: 24VAC/VDC

A: 4~20mA output

V: 0~10/0~5VDC output

0: no analog output

1: 1X analog output for temperature

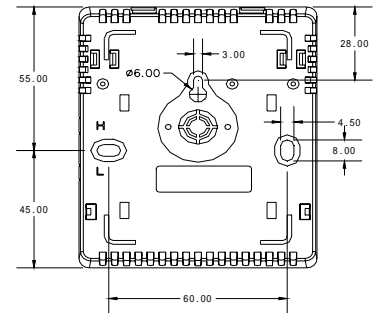
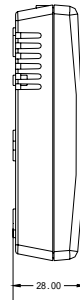
2: 2X analog outputs for temp.& humi.

0: no RS485

1: RS485 interface

## □ Mounting

Wall mounting type



Duct type

